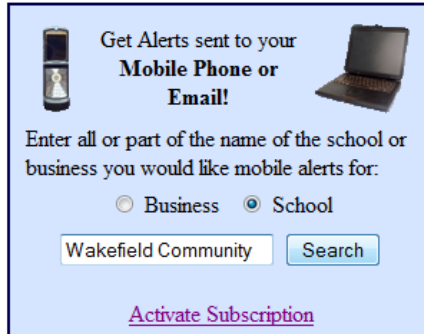


SnoCap Instructions

1. Logon on to the internet with your favorite web browser.
2. Go to <http://www.snocaponline.net>
3. In the box labeled GET ALERTS ON YOUR MOBILE PHONE OR EMAIL! type in Wakefield Community School as shown below, click on the school button, then click on SEARCH.



Get Alerts sent to your
**Mobile Phone or
Email!**

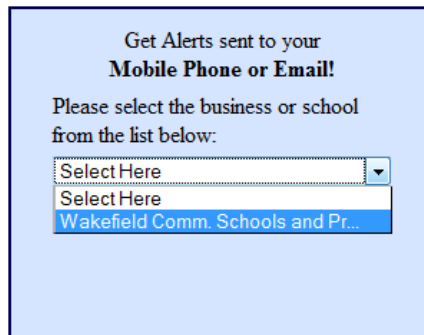
Enter all or part of the name of the school or
business you would like mobile alerts for:

Business School

Wakefield Community Search

[Activate Subscription](#)

4. A list of options will show up in the drop down list by clicking on the down arrow. Choose Wakefield Comm. Schools and Preschool as shown below.

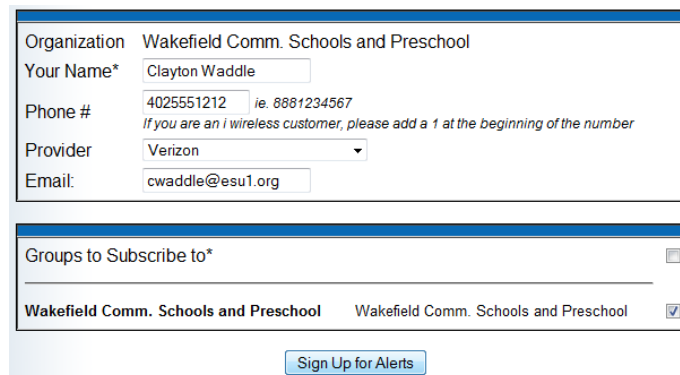


Get Alerts sent to your
Mobile Phone or Email!

Please select the business or school
from the list below:

Select Here
Select Here
Wakefield Comm. Schools and Pr...

5. There are two ways to sign up for alerts. You can choose email, text, or both. Enter the information as shown below and check the box to the right of Wakefield Community Schools and Preschool then click on Sign Up for Alerts. NOTE: You may be charged for text messages if it is not part of your cell phone subscription. Check with your cell phone provider if you have questions.



Organization Wakefield Comm. Schools and Preschool

Your Name* Clayton Waddle

Phone # 4025551212 ie. 8881234567
If you are an i wireless customer, please add a 1 at the beginning of the number

Provider Verizon

Email: cwaddle@esu1.org

Groups to Subscribe to*

Wakefield Comm. Schools and Preschool	Wakefield Comm. Schools and Preschool	<input checked="" type="checkbox"/>
---------------------------------------	---------------------------------------	-------------------------------------

Sign Up for Alerts

6. An email or text will come to you asking for you to activate your subscription. Follow the steps and to validate and you are finished!